









Textures



Year 1 Art – Autumn 1

I need to remember.....	Subject Specific Vocabulary			
<ul style="list-style-type: none"> • Objects can be pressed in to clay to leave an imprint, this creates a texture – it feels different. • We know how to use watercolour paints, with water on a page, to merge colours and create texture. • Wax crayons resist water and therefore are good for creating a wax relief picture. • Making dough for Rapunzel’s hair, changes texture when baked. • Collage materials and colours make great textures in a scene picture. • We looked at the contemporary artist, Reggie Laurent. 		wax relief	Painting over wax leaves the wax picture standing prominent	
		watercolour	Paint designed specifically to be used with large amounts of water	
		knead	To use force to move and stretch the dough	
<p>Please help me practise my scissor cutting skills</p> 	 <p>Reggie Laurent created abstract pictures with free flowing shapes</p>		dough	Flour, yeast, salt. Sugar and water, kneaded together by hand
			collage	Lots of small pieces of tissue paper stuck together to make a picture
			abstract	No particular form or shape